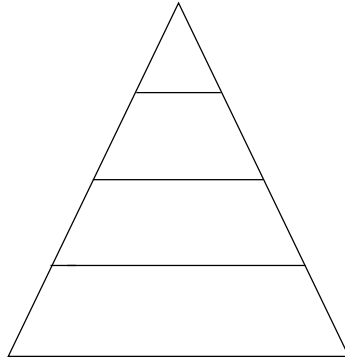


**Mauritius Museums Council – Museum Day Activities 12 to 18 May 2006**

**Worksheet 1: Colour diagram same as model 1**

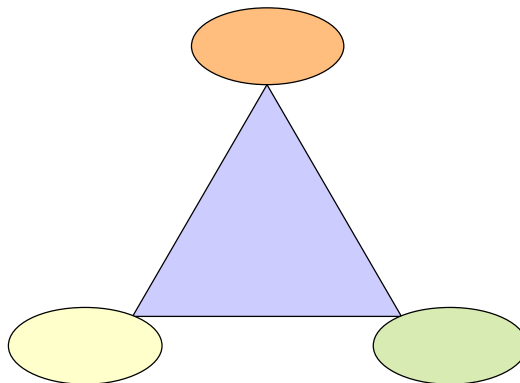


3

**Mauritius Museums Council – Museum Day Activities 12 to 18 May 2006**

**First Section : Drawing and painting**

Model 2



4

**Mauritius Museums Council – Museum Day Activities 12 to 18 May 2006**

**Worksheet 2 : Freehand drawing and painting of model 2**

5

**Mauritius Museums Council – Museum Day Activities 12 to 18 May 2006**

**Second section:**

**Interacting with Natural History Exhibits : Touch and Learn**



- Name the animal displayed  
(.....)  
Ans : Rabbit.
- What is its colour? (.....)  
Ans : White.
- Touch the eyes, the ears, the legs and nose.
- What does it feed upon?  
(.....)  
Ans : carrot , cabbage

6

**Mauritius Museums Council – Museum Day Activities 12 to 18 May 2006**

**Second section:**

**Interacting with Natural History Exhibits : Touch and Learn**



- Name the picture or the object displayed?  
(.....)  
Ans : Bird.
- What colours can you see?  
(.....)  
Ans : Red and green.
- Touch the beak, the body and feathers.
- What does it feed upon?  
(.....)  
Ans : Seeds / fruits.

7

**Mauritius Museums Council – Museum Day Activities 12 to 18 May 2006**

**Second section:**

**Interacting with Natural History Exhibits : Touch and Learn**



- Name the picture or the object displayed?  
(.....)  
Ans : Fish
- Touch the body, the mouth, the fins and the tail.
- What does it feed upon?  
(.....)  
Ans : Corals , Small plants which are found in the sea
- Where does it live? (.....)  
Ans : Sea

8

**Mauritius Museums Council – Museum Day Activities 12 to 18 May 2006**

**Second section:**

**Interacting with Natural History Exhibits : Touch and Learn**




- Name the picture or the object displayed?  
(.....)  
Ans : Butterfly
- What does it feed upon?  
(.....)  
Ans : Nectar
- Can you see its antennae and wings?
- Draw the butterfly

9

**Mauritius Museums Council – Museum Day Activities 12 to 18 May 2006**

**Third Section: Creativity**

**Worksheet 2 : Join the dotted lines to complete the structure of Dodo (extinct)**



10

**Mauritius Museums Council – Museum Day Activities 12 to 18 May 2006**

**Third Section: Creativity**

- Using putty (plasticine) make simple models of your family members.

11

**Mauritius Museums Council – Museum Day Activities 12 to 18 May 2006**

**Third Section: Creativity**

- Using watercolours and prepared cross sections (vegetables like carrots, potatoes) make simple patterns

12